

Manual Brel emitter Type DC-90, DC-92 and DC-94

Read the manual before you begin the installation. If these instructions are not followed, this may lead to defects and injury in which warranty can't be claimed.

Technical specifications

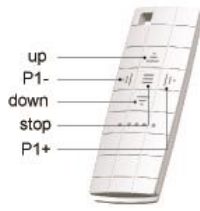
Type DC-90, DC-92 en DC-94

- | | |
|----------------------|---|
| • Battery type: | 12V 27A |
| • Frequency: | 433,92MHz |
| • Emission power: | 10 MW |
| • Emission distance: | 200 meter open field
2 walls 35 meter. |

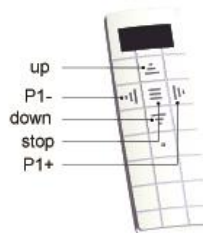
Button specifications



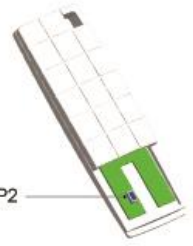
DC-90



DC-92



DC-94



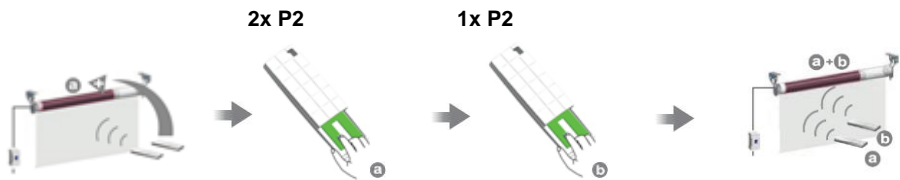
DC-90, DC-92, DC-94

Operates with these BREL motors and transmitters:

Motors: MR, MEV, MCE, MDE, MLE, MJE, MTE, MEQ.

Transmitters: DC-50, DC-101, DC-109, DC-114, DC-227, DC-252, DC-253, DC-292

Teaching multiple transmitters



Press 1x the P2 button 2x. **(a)**

Press 1x the P2 button. **(b)**

The programming of the new transmitter is ready.

To delete one channel , you must repeat the above operation.