

**Manual Brel emitter  
Type DC-90 and DC-92**

Read the manual before you begin the installation. If these instructions are not followed, this may lead to defects and injury in which warranty can't be claimed.

**Technical specifications**

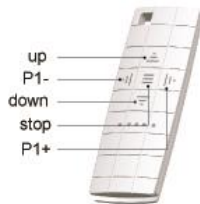
**Type DC-90 and DC-92**

- |                      |   |
|----------------------|---|
| • Battery type:      | CR2032                                    |
| • Frequency:         | 433,92MHz                                 |
| • Emission power:    | 10 MW                                     |
| • Emission distance: | 200 meter open field<br>2 walls 35 meter. |

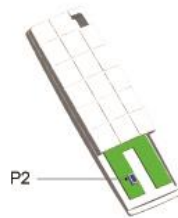
**Button specifications**



DC-90



DC-92

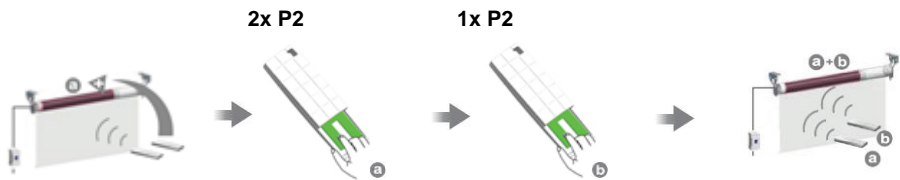


Back DC-90 and DC-92

**Operates with these BREL motors and transmitters:**

- Motors:** MR, MEV, MCE, MDE, MLE, MJE, MTE, MEQ.  
**Transmitters:** DC-50, DC-101, DC-109, DC-114, DC-227, DC-252, DC-253, DC-292

**Teaching multiple transmitters**



Press 1x **P2**  
button 2x. **(a)**

Press 1x **P1**  
button. **(b)**

The programming of the  
new transmitter is ready.

**To delete one channel , you must repeat the above operation.**